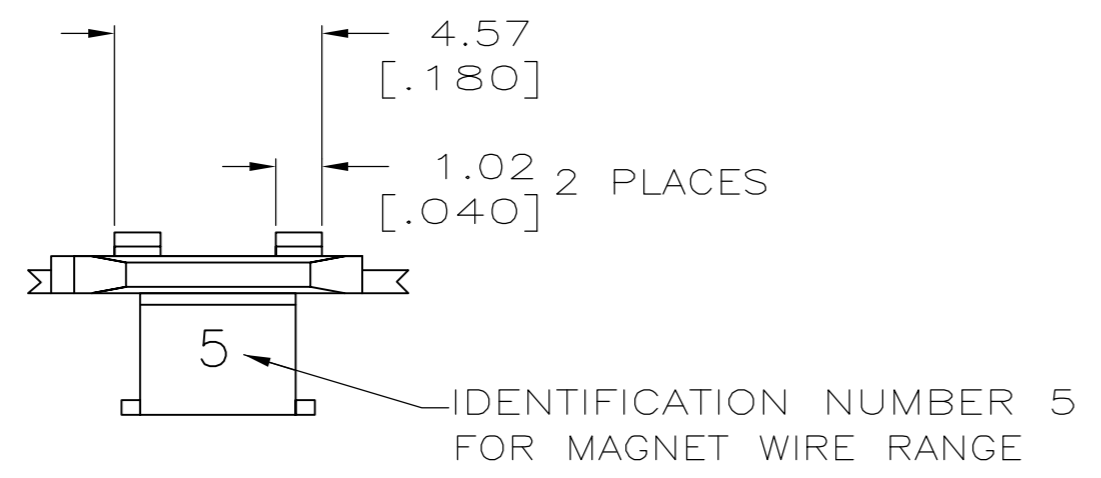
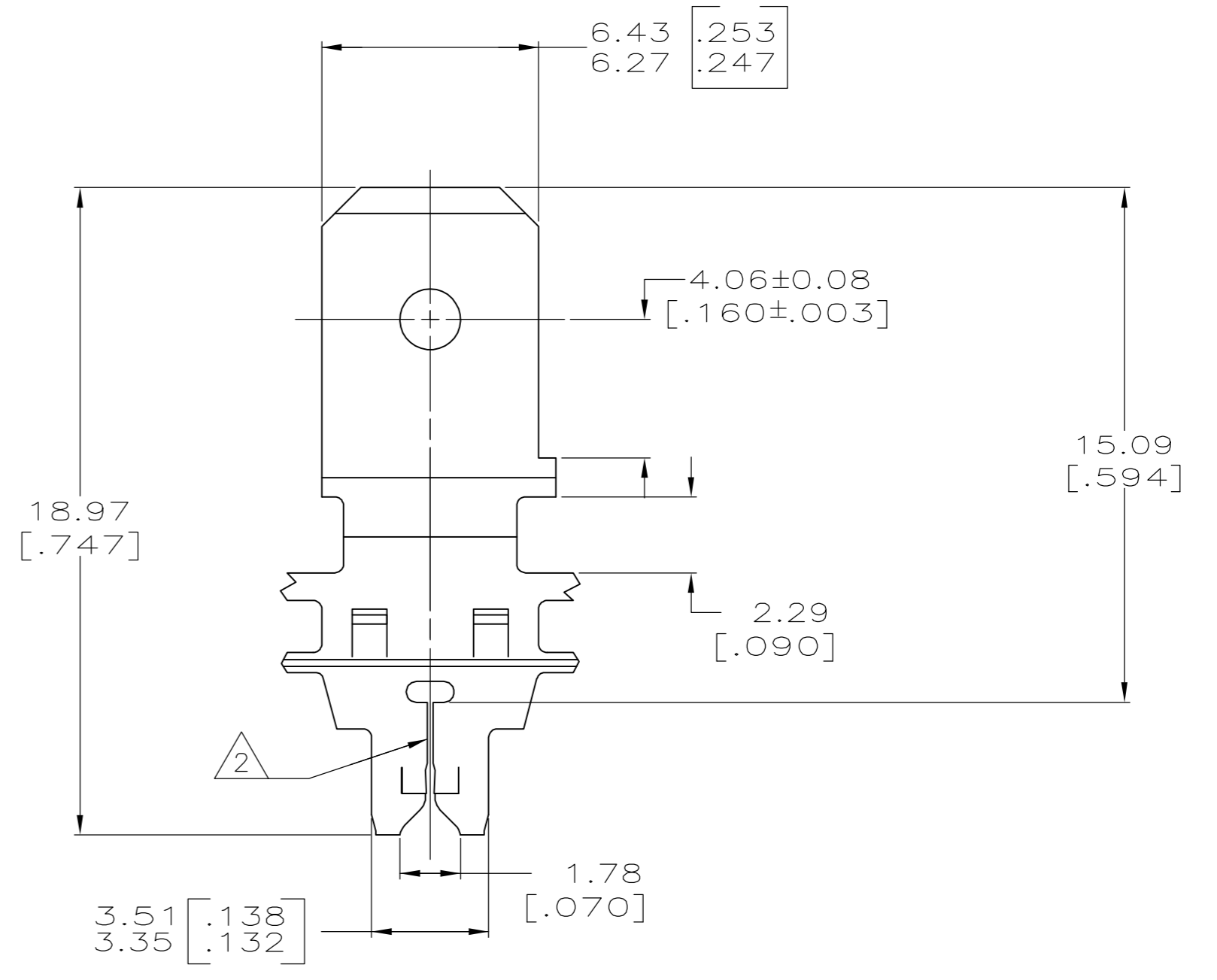
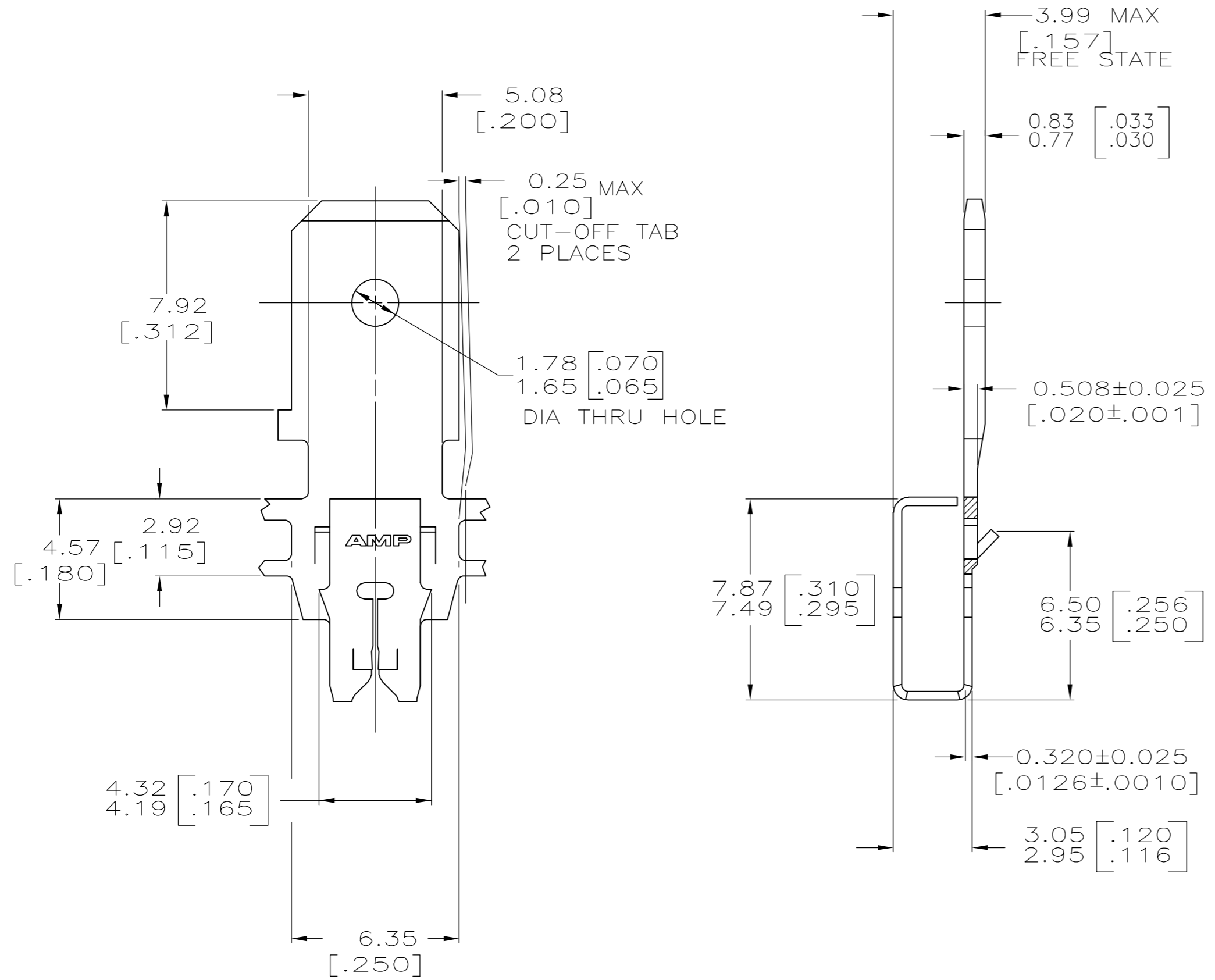


THIS DRAWING IS UNPUBLISHED. RELEASED FOR PUBLICATION
 © COPYRIGHT BY TYCO ELECTRONICS CORPORATION. ALL RIGHTS RESERVED.

LOC		DIST		REVISIONS			
P	LTR	DESCRIPTION		DATE	DWN	APVD	
AF	50	B		REVISED PER ECR-06-010412	31OCT06	HMR	KR



- 1 CONTINUOUS STRIP ON REELS WITH TERMINALS LOCATED ON 8.38±0.08 [.330±.003] CENTERS.
- 2 SLOT ACCEPTS 0.25-0.32mm [#30-#28] AWG COPPER MAGNET WIRE.



1217152

1217152-1
PART NUMBER

THIS DRAWING IS A CONTROLLED DOCUMENT.		DWN MICHAEL S. FEHER OBAPR1999	Tyco Electronics Corporation Harrisburg, PA 17105-3608																			
DIMENSIONS: mm [INCHES]		CHK PHILLIP M. FORTNEY OBAPR1999																				
TOLERANCES UNLESS OTHERWISE SPECIFIED:		APVD PETE DESANTIS OBAPR1999	NAME TAB, 6.35[.250] FASTON™ 300 SERIES MAG-MATE™																			
<table border="0"> <tr><td>0 PLC</td><td>±</td><td>-</td></tr> <tr><td>1 PLC</td><td>±</td><td>-</td></tr> <tr><td>2 PLC</td><td>±</td><td>0.25[.010]</td></tr> <tr><td>3 PLC</td><td>±</td><td>-</td></tr> <tr><td>4 PLC</td><td>±</td><td>-</td></tr> <tr><td>ANGLES</td><td>±</td><td>1°</td></tr> </table>		0 PLC	±	-	1 PLC	±	-	2 PLC	±	0.25[.010]	3 PLC	±	-	4 PLC	±	-	ANGLES	±	1°	PRODUCT SPEC 108-2012	SIZE A2	CAGE CODE 00779
0 PLC	±	-																				
1 PLC	±	-																				
2 PLC	±	0.25[.010]																				
3 PLC	±	-																				
4 PLC	±	-																				
ANGLES	±	1°																				
MATERIAL 4M PRE-MILLED BRASS		FINISH 0.002032 [.000080] MIN TIN PLATE	APPLICATION SPEC 114-2094	DRAWING NO C=1217152																		
		WEIGHT -	RESTRICTED TO -																			
		CUSTOMER DRAWING		SCALE 6:1																		
		SHEET 1 of 1		REV B																		