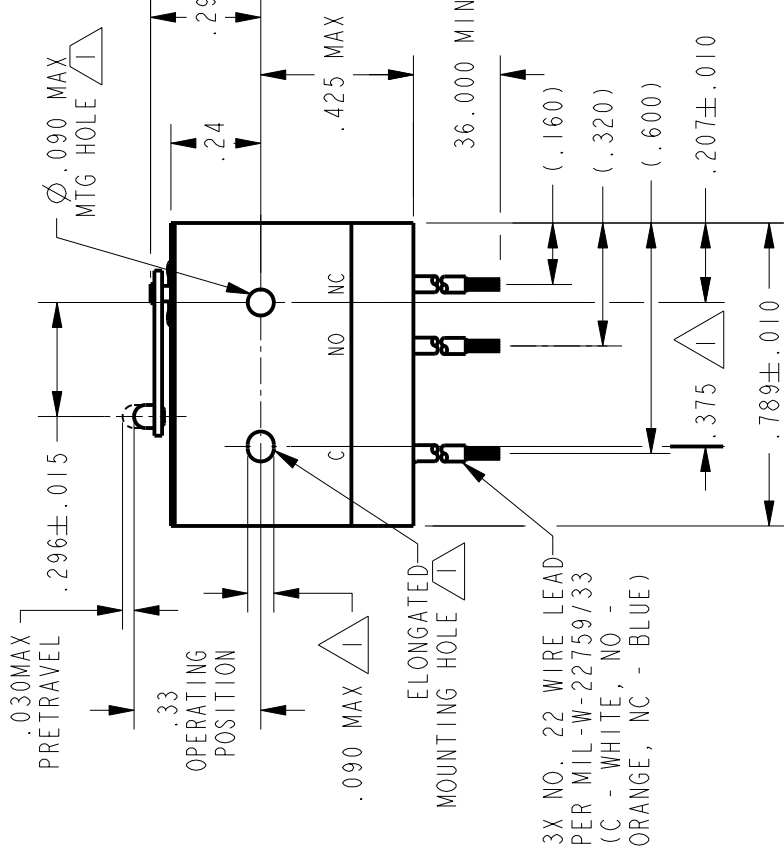
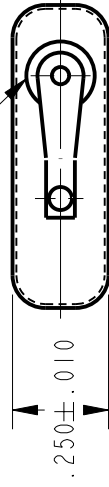


WOBBLEFRAM ACTUATOR SEAL



3X NO. 22 WIRE LEAD
PER MIL-W-22759/33
(C - WHITE, NO -
ORANGE, NC - BLUE)


NOTES

- 1 - MOUNTING HOLES WILL ACCEPT PINS OR SCREWS OF $\varnothing .087$ MAX ON $.375 \pm .002$ CENTERS FOR USE IN TEMPERATURE RANGE -85°F TO $+250^{\circ}\text{F}$ (DOWN TO -300°F IF WIRE LEADS ARE NOT FLEXED)
- 2 - HERMETICALLY SEALED (METAL-TO-METAL, GLASS-TO-METAL)
- 3 - ALL EXPOSED PARTS ARE OF CORROSION RESISTANT MATERIALS
- 4 - WEIGHT OF SWITCH ONLY IS 0.022 LB MAX, WEIGHT OF CONDUCTOR GROUP ONLY IS 0.20 LB MAX PER FOOT
- 5 - DO NOT APPLY MORE THAN 1 1/2 INCH-LBS OF TORQUE WHEN TIGHTENING MOUNTING SCREWS
- 6 - 24K GOLD MOVABLE CONTACT
- 7 - GOLD ALLOY STATIONARY CONTACTS
- 8 - GOLD ALLOY STATIONARY CONTACTS

ANSI Y14.5M-1982 APPLIES

THIS DRAWING COVERS A PROPRIETARY ITEM AND IS THE PROPERTY OF MICRO SWITCH. A DIVISION OF HONEYWELL. THIS DRAWING IS NOT TO BE COPIED OR USED WITHOUT THE APPROVAL OF MICRO SWITCH.

THIRD ANGLE PROJECTION



CHARACTERISTICS

OPERATING FORCE	----- 7 OZ MAX
RELEASE FORCE	----- 1 OZ MIN
DIFFERENTIAL TRAVEL	----- .006 MAX
OVERTRAVEL	----- .003 MIN

ELECTRICAL DATA

CONTACT ARRANGEMENT

S P D T

28 VOLTS DC RATING	
INDUCTIVE -- SEA LEVEL - 1/4 AMP	
70,000 FT - 1/4 AMP	
RESISTIVE -- SEA LEVEL - 1/2 AMP	
70,000 FT - 1/2 AMP	

SCALE 2 : 1 SCALE PRINT

UNLESS OTHERWISE SPECIFIED TOLERANCES ARE

ONE PLACE (.0)	± .030
TWO PLACE (.00)	± .015
THREE PLACE (.000)	± .005
ANGLES	±

WEIGHT

5

REPLACES -

RELEASE NO. PR-21702

10HM1-3

CATALOG LISTING



ISSUE

3

CHECK

REVISIONS

A 205901

D L T

20 JUN 02

CHECK

20 JUN 02

SAV

CHECK

20 JUN 02

PTC/CAD 2D

DRAWN

D L T

20 JUN 02