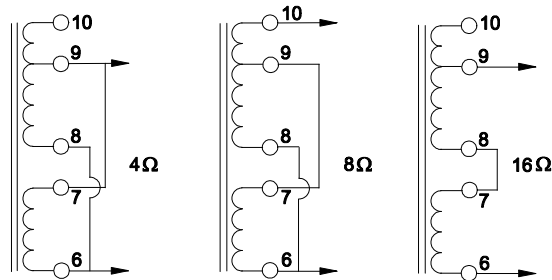
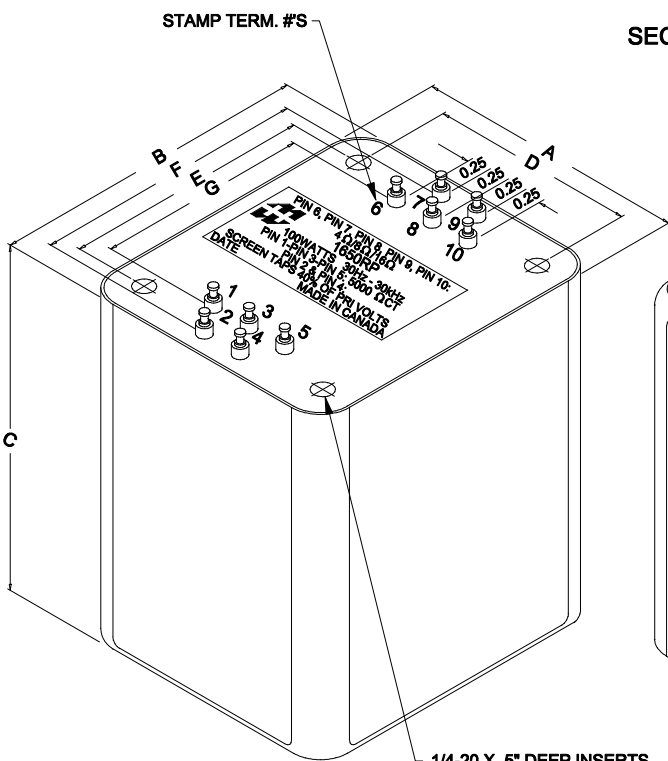
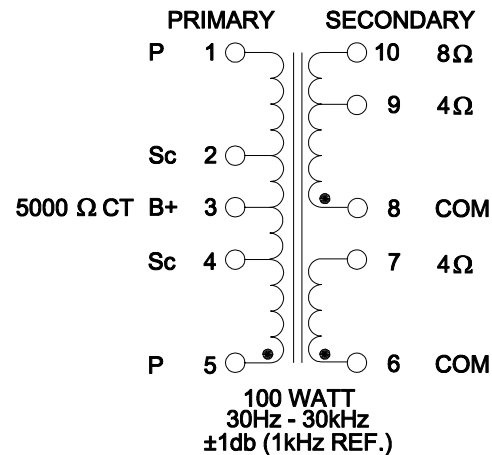


DIMENSIONS:	
A	4.250" ±0.063
B	5.000" ±0.063
C	4.500" ±0.063
D	3.375" ±0.063
E	4.250" ±0.063
F	4.500" ±0.063
G	3.750" ±0.063



SECONDARY CONNECTIONS



1/4-20 X .5" DEEP INSERTS
COMPLETE WITH 1/4-20 X 0.5" BRASS SCREWS

ELECTRICAL DATA:

TESTS	CONDITIONS	ACCEPTANCE CRITERIA	
Iex	@ 240V, 60Hz, PIN 1 - PIN 5	10mA	Max.
Sec. N.L.V	@ 240V, 60Hz, PIN 1 - PIN 5		
	PIN 2 - PIN 5 =	171.4V	±2%
	PIN 3 - PIN 5 =	120.0V	±2%
	PIN 4 - PIN 5 =	70.90V	±2%
	PIN 6 - PIN 7 =	6.788V	±2%
	PIN 8 - PIN 9 =	6.788V	±2%
	PIN 8 - PIN 10 =	9.630V	±2%
DCR	@ 20°C, PIN 1 - PIN 5 =	98.50 Ω	±20%
	@ 20°C, PIN 2 - PIN 4 =	44.00 Ω	±20%
	@ 20°C, PIN 6 - PIN 7 =	0.210 Ω	±20%
	@ 20°C, PIN 8 - PIN 10 =	0.344 Ω	±20%
HIPOT	PRMARY - SECONDARY	2000V, 60Hz, 1 SEC	

REV.#	REVISION	DATE
0	RELEASED.	03/11/15



ELECTRONIC DIVISION
52 RANKIN PLACE,
WATERLOO, ONTARIO, N2J 3Z5

PH # (519) 886-6181
FAX # (519) 886-9540

DWG. BY: C. ILIE
DATE: 03/11/15
CHK'D BY:
APP'D. BY:
DIMENSIONS: IN(X) MM()

TITLE:
PUSH-PULL ULTRA LINEAR
POTTED OUTPUT TRANSFORMER

DWG. NO.
1650RP