

GPS Active Antenna Module - Magnet Base

APAMP-127



ESD Sensitive

Lead in copper alloy exemption (6c); and Lead in glass exemption (7c-1)

RoHS/RoHS II compliant



38.0 X 34.0 X 12mm

MSL level: Not Applicable

FEATURES:

- High Reliability/Sensitivity
- Compact Size
- Easy to install (magnet base)
- ROHS Compliant

TYPICAL APPLICATIONS:

- Automotive Navigation
- Automotive Monitoring
- Personal Tracking

STANDARD SPECIFICATIONS:

Antenna

Parameters	Min.	Typ.	Max.	Units	Note
Center Frequency	1574.40	1575.42	1576.44	MHz	
Bandwidth	10.0			MHz	
VSWR at Center Frequency			1.5:1		
Polarization Model	RHCP				(Right Hand Circular Polarization)
Impedance		50		Ω	
Gain		5		dBic	(Based on 70x 70mm ground plane)
Operating Temperature	-40		+80	$^{\circ}\text{C}$	
Storage Temperature	-45		+85	$^{\circ}\text{C}$	

Low Noise Amplifier (LNA)

Parameters	Min.	Typ.	Max.	Units	Note
Center Frequency	1574.40	1575.42	1576.44	MHz	
DC Voltage	3.0		5.0	V	
Gain	25	28	31	dB	(+25 $^{\circ}\text{C}$ \pm 10 $^{\circ}\text{C}$)
Out-of-band Rejection (Absolute Value)	19			dB	(Fo+100MHZ)
	21			dB	(Fo-100MHZ)
Output VSWR			2.0		
Noise Figure			1.8		
DC current		7.5	9.5	mA	(At 3.0V)

Overall (Complete module including RF connector)

Parameters	Min.	Typ.	Max.	Units	Note
Center Frequency	1574.40	1575.42	1576.44	MHz	
Gain	25	28	31	dBic	
Output VSWR			2.0		
Impedance		50		Ω	
ESD Protection			± 8	kV	(Direct discharge)
			± 15	kV	(Air discharge)

GPS Active Antenna Module - Magnet Base

APAMP-127



ESD Sensitive

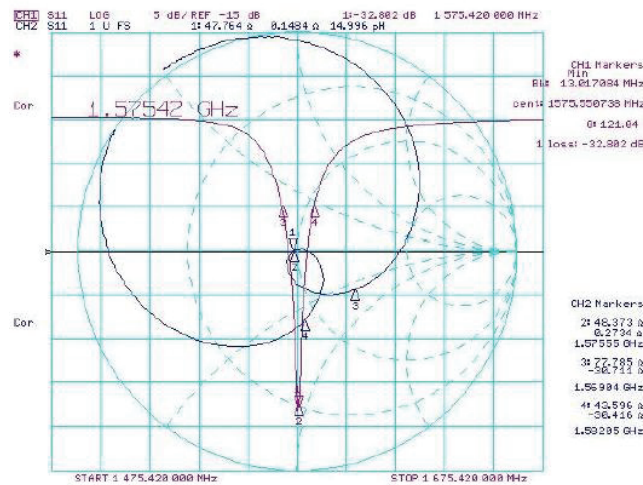
Lead in copper alloy exemption (6c); and Lead in glass exemption (7c-1)

RoHS/RoHS II compliant



38.0 X 34.0 X 12mm

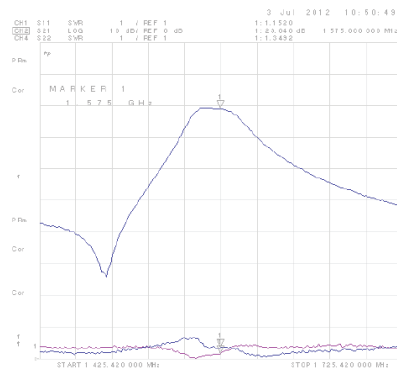
ANTENNA'S IMPEDANCE AND RETURN-LOSS CHARACTERISTICS



S11: Input VSWR

Test condition: 25x25mm ground

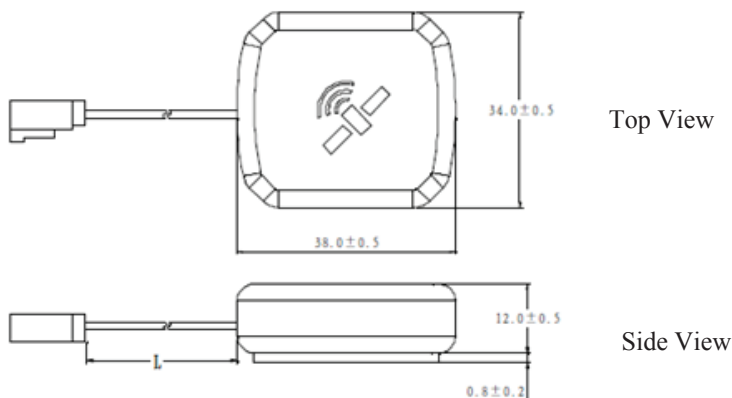
LNA REFLECTION PROFILE



S21: LNA Gain

Test condition: DC 5.0V
S21=29.04dB

OUTLINE DRAWING:



Parameters	Description
L (Cable Length)	250±10cm
Antenna	Dielectric Ceramic
RF Cable	RG174
RF Cable Attenuation	1.3dB/m
PCB	FR4
RF Connector	FAKRA-C
Shielding	Tinplate
Thickness	12.8mm
Mounting Type	Magnet Base

Unit:mm

GPS Active Antenna Module - Magnet Base

APAMP-127



ESD Sensitive

Lead in copper alloy exemption (6c); and Lead in glass exemption (7c-1)

RoHS/RoHS II compliant



38.0 X 34.0 X 12mm

PRODUCT IMAGE:



PACKAGING:

Each 475 x 215 x 215 mm size carton includes 100 pieces of antenna.



CAUTION:

- (1) Do not apply excess mechanical stress to the component body or terminations. Do not attempt to re-form or bend the components as this will cause damage to the component.
- (2) Do not expose the component to open flame.
- (3) This specification applies to the functionality of the component as a single unit. Please insure the component is thoroughly evaluated in the application circuit.

ATTENTION: Abracon Corporation's products are COTS – Commercial-Off-The-Shelf products; suitable for Commercial, Industrial and, where designated, Automotive Applications. Abracon's products are not specifically designed for Military, Aviation, Aerospace, Life-dependant Medical applications or any application requiring high reliability where component failure could result in loss of life and/or property. For applications requiring high reliability and/or presenting an extreme operating environment, written consent and authorization from Abracon Corporation is required. Please contact Abracon Corporation for more information.

ABRACON IS
ISO9001:2008
CERTIFIED



Visit www.abracon.com for Terms & Conditions of Sale **Revised: 10.30.14**
30332 Esperanza, Rancho Santa Margarita, California 92688
tel 949-546-8000 | fax 949-546-8001 | www.abracon.com