

IBS ST 24 BK-T

Order No.: 2754341

The illustration shows version IBS ST 24 BK-LK




<http://eshop.phoenixcontact.de/phoenix/treeViewClick.do?UID=2754341>

INTERBUS-ST bus terminal module, 24 V DC, 9-pos., D-SUB plug, IP20 protection, consisting of: Terminal part with screw connection and module electronics



Commercial data

GTIN (EAN)	 4 017918 063108
sales group	K400
Pack	1 pcs.
Customs tariff	85389091
Catalog page information	Page 335 (AX-2009)

Product notes

WEEE/RoHS-compliant since:
08/12/2008



<http://www.download.phoenixcontact.com>
Please note that the data given here has been taken from the online catalog. For comprehensive information and data, please refer to the user documentation. The General Terms and Conditions of Use apply to Internet downloads.

Product description

INTERBUS ST standard bus terminal modules

The INTERBUS bus terminal module connects the input/output modules of an ST station with the INTERBUS network.

Depending on the transmission medium used, the bus terminal modules are equipped with different bus connections. For copper conductors, D-SUB and MINI-COMBICON connectors are available. The fiber optic versions are equipped with F-SMA connectors.

The bus terminal modules are available in two different performance classes. A maximum of 4 or 8 input/output modules can be operated on one bus terminal module.

The bus terminal module takes on the following functions within a modular INTERBUS-ST station:

- Refreshing the INTERBUS remote bus signals
- Electrical isolation of the remote bus segments
- Decoupling of the outgoing remote bus or of the connected input/ output modules from the INTERBUS network with a software command
- Supply of the connected input/output modules with an electrically isolated voltage supply from an integrated power supply unit

Technical data

Interface

Fieldbus system	INTERBUS
Name	INTERBUS remote bus
Type of connection	9-pos. D-SUB plug/socket
Designation connection point	Incoming/Outgoing Remote Bus
Number of positions	9
Fieldbus system	Lokalbus
Name	ST local bus
Type of connection	ST local bus connector

Power supply for module electronics

Supply voltage	24 V DC
Supply voltage range	18.5 V DC ... 30.5 V DC (including ripple)
Ripple	3.6 V _{pp} within the allowable voltage range
Current consumption	Typ. 150 mA (without ST module expansions)

General data

Width	81 mm
Height	116 mm
Depth	116 mm
Weight	470 g
Mounting type	DIN rail
Ambient temperature (operation)	0 °C ... 55 °C
Ambient temperature (storage/transport)	-20 °C ... 70 °C
Permissible humidity (operation)	30 % ... 75 % (no condensation)
Permissible humidity (storage/transport)	30 % ... 95 % (On average, no condensation)

Air pressure (operation)	86 kPa ... 108 kPa (up to 1500 m above mean sea level)
Air pressure (storage/transport)	66 kPa ... 108 kPa (up to 3500 m above mean sea level)
Degree of protection	IP20
Protection class	III, IEC 61140, EN 61140, VDE 0140-1
Test section	Incoming remote bus / Outgoing remote bus 500 V AC 50 Hz 1 min
	Supply voltage/Ground conductor 500 V AC 50 Hz 1 min
	Incoming remote bus/ST interface 500 V AC 50 Hz 1 min

Certificates / Approvals



Certification

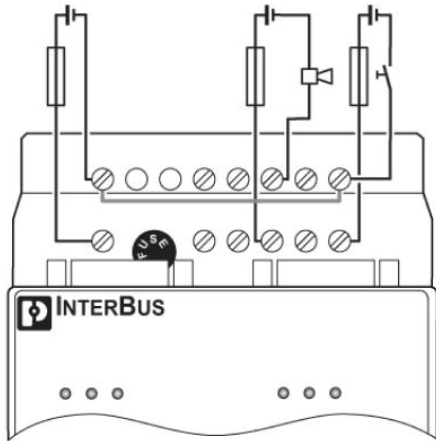
CUL, GOST, UL

Accessories

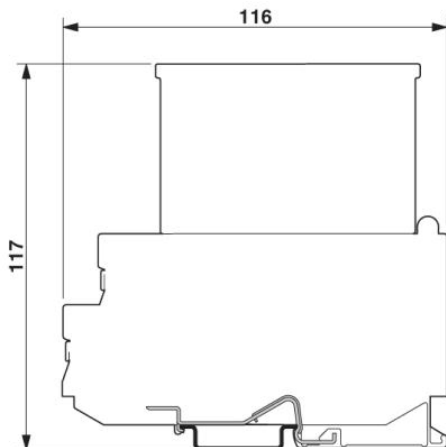
Item	Designation	Description
Bridges		
2836269	EB 84 IB ST BU	Insertion bridges, divisible, isolated comb spine, color blue, 84-pos.
2836272	EB 84 IB ST RD	Insertion bridges, divisible, isolated comb spine, color red, 84-pos.
Cable/conductor		
2836492	IB ST LBC	Spare local bus cable, for INTERBUS-ST modules
Fuse		
2806600	IBS TR5 1AT	Replacement fuse for INTERBUS-ST module
Replacement clamping part		
2753180	IBS STTB 24 BK-T	Replacement clamping part for IBS ST 24 BK-T(LK)
Replacement module electronics		
2754367	IBS STME 24 BK-T	Replacement module electronics for IB ST (ZF) 24 BK-T

Diagrams/Drawings

Connection diagram



Dimensioned drawing



Address

PHOENIX CONTACT Deutschland GmbH
Flachmarktstr. 8
32825 Blomberg, Germany
Phone +49 5235 3 12000
Fax +49 5235 3 41200
<http://www.phoenixcontact.de>



© 2011 Phoenix Contact
Technical modifications reserved;