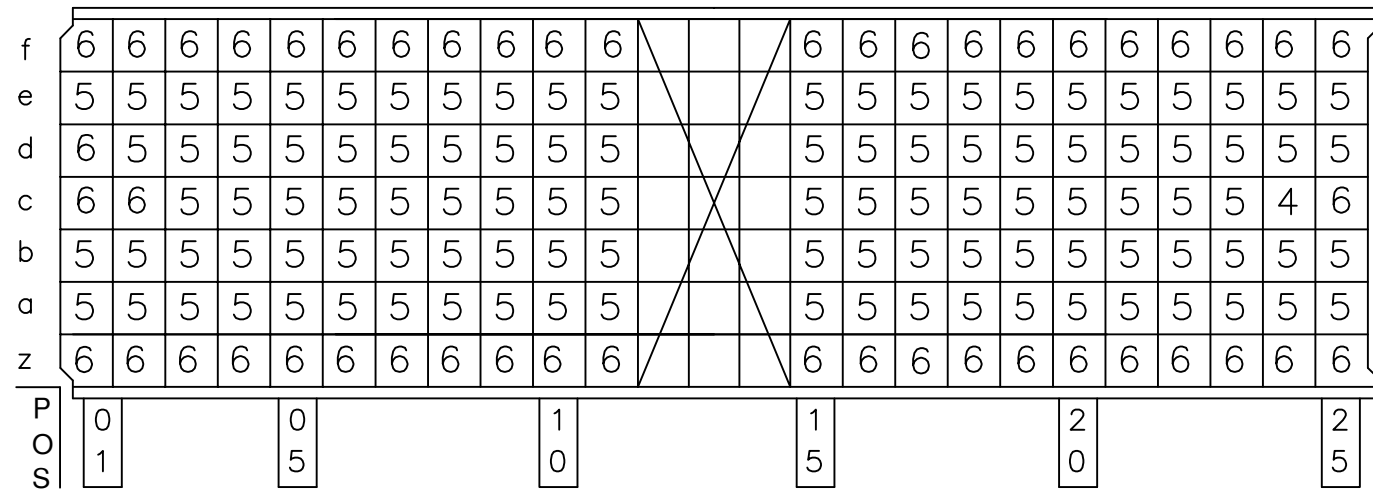
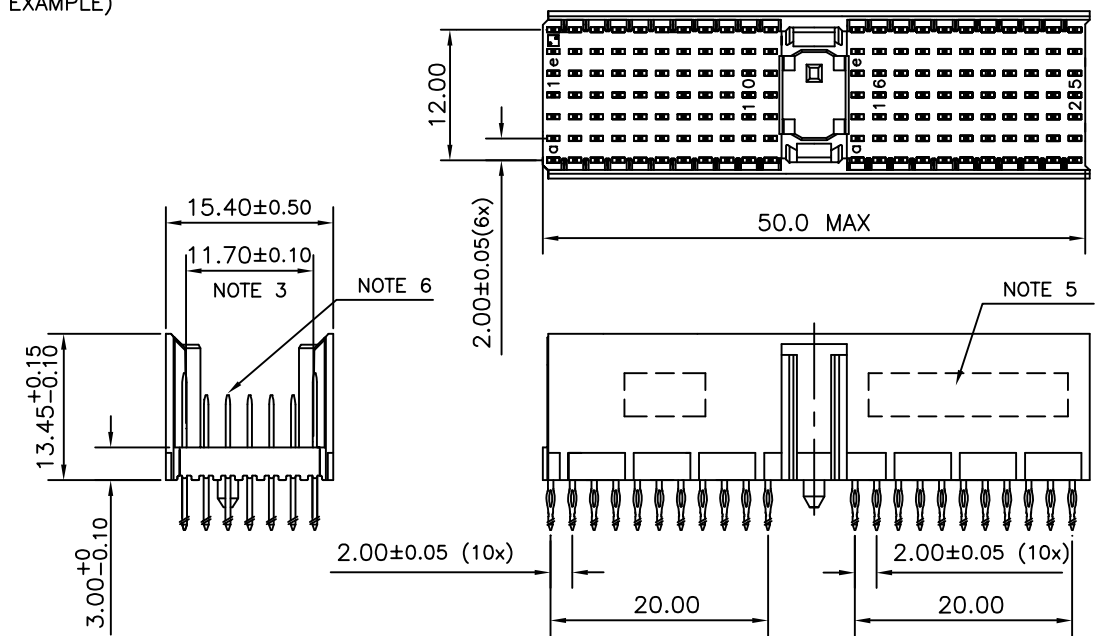


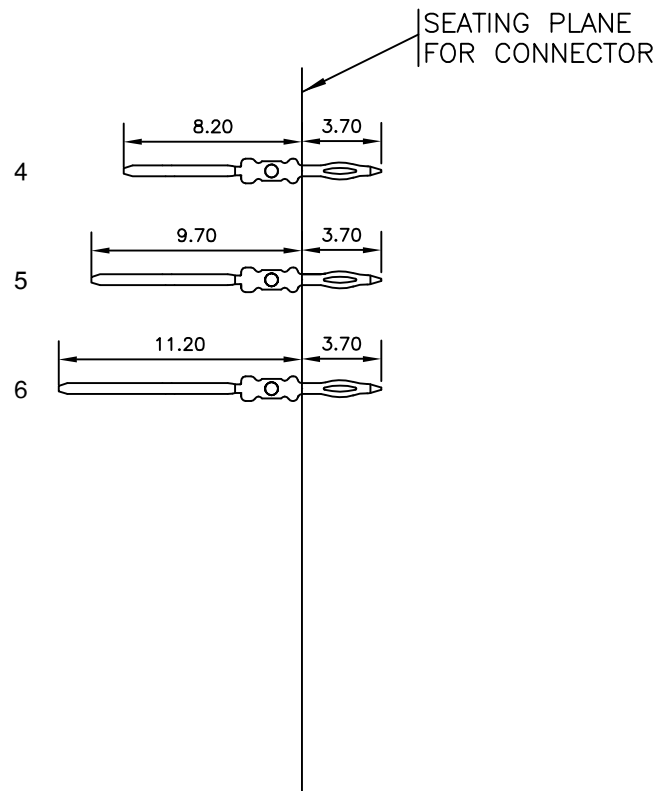
LOADING PATTERN MATING SIDE



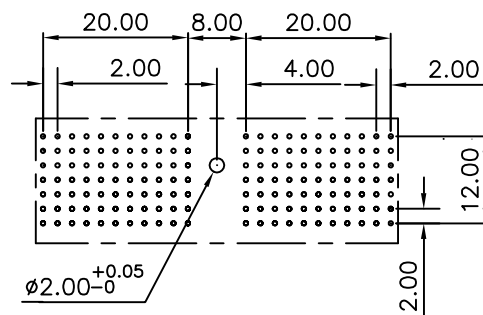
LOADED CONNECTOR ASSEMBLY (FOR EXAMPLE)



CONTACT OVERVIEW



LAY-OUT P.C.B.-HOLE



HM2P07PDM161 **LEAD FREE INDICATOR : LF = LEAD FREE (DIGIT 15 & 16)**
PLATING CODE (DIGIT 13 AND 14)
 (REF DRW NO. BS,C , 201844 , 003)

NOTES

1. THIS PRODUCT IS CSA APPROVED.
 2. THIS PRODUCT IS UL RECOGNIZED.
 3. MEASURED AT THE BOTTOM.
 4. MATERIAL CONTACT: PHOSPHORBRONZE
HOUSING: CREAM WHITE GLASS FILLED POLYESTER UL-94V0
 5. CONNECTOR PRINTED WITH P/N AND DATE CODE.
 6. FOR ACTUAL CONTACT LOADINGS, SEE LOADING PATTERN MATING SIDE.
 7. SHAPE OF CONNECTOR HOUSING CAN ALTER DEPENDING ON PRODUCTION LOCATION
 8. THE PRODUCT (LF) MEETS EUROPEAN UNION DIRECTIVES AND OTHER COUNTRY REGULATIONS AS DESCRIBED IN GS-22-008
 9. FOR RECOMMENDED PTH DIMENSIONS REFER DRAWING : BS, A , 201572 , 001
- CATALOG NO: HM2P07PDM161----

mat'l. code SEE NOTE 4				surface ISO 1302 ✓	tolerance ISO 406 ISO 1101	projection MM	product family MILLIPACS			
ltr	ecn no	dr	date	tolerances unless otherwise specified		MM	title MPACS 5+2R STR HDR PF CONN TYPE A			
A	I05-0234	MINI	2005-11-02	angles	linear		scale -			
B	I06-0131	MINI	2006-07-27	0°±1°						
				dr	MINI K VANDANATH	2005-11-02	dwg no		sheet 1 of 1	size
				enr	BIJU K PAUL	2005-11-02	BS, C , 203028,500		A3	
				chr	BIJU K PAUL	2006-07-27				
				appd	BIJU K PAUL	2006-07-27				
sheet index	revision sheet	B	1							