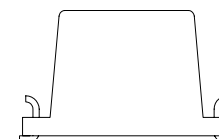
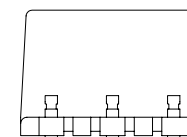


NOTES:

1. ROHS COMPLIANT
2. HEADER: DAP (DIALLYL PHTHALATE) WITH FLAMMABILITY RATING UL 94V-0 OR BETTER.
3. STORAGE TEMPERATURE: -20°C TO +125°C
4. COMPLIANCE TO J-STD:
 - A. J-STD-002: SOLDERABILITY AT 245°C REFLOW PROFILE
 - B. J-STD-020: LEVEL 1, NO MOISTURE SENSITIVE
 - C. J-STD-075: R7, 245°C MAXIMUM THROUGH REFLOW SOLDER
5. TO ORDER TAPE & REEL PACKAGING ADD A "T" SUFFIX TO THE PART NUMBER(i.e H1190FNL BECOMES H1190FNLT).

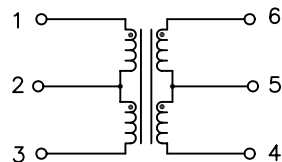


FINAL OUTLINE

© Copyright, 2014. Pulse Electronics Corp. All rights reserved. Pulse confidential & proprietary. (06/16/14)

PRODUCT DESCRIPTION	TLA DRAWING	PS DRAWING	SHEET	PART NO.	DATASHEET REV.
XFRMS,SIN,100D,1:1,SM,TU	H1190FNL-10	PS-2756.001-A	1 OF 3	H1190FNL	A

ELECTRICAL CHARACTERISTICS AT +25°C UNLESS OTHER SPECIFIED
MEETS IEEE 802.3 SPECIFICATION

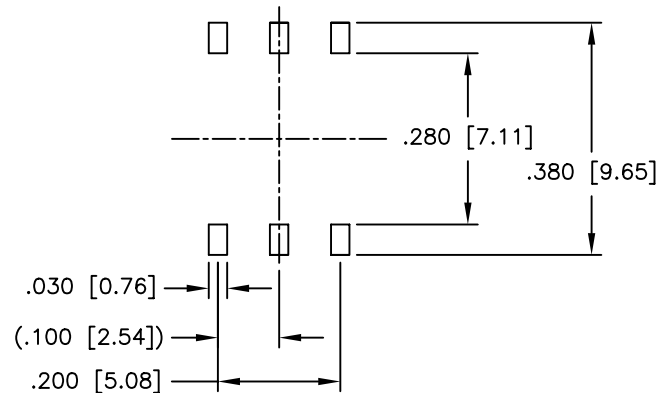
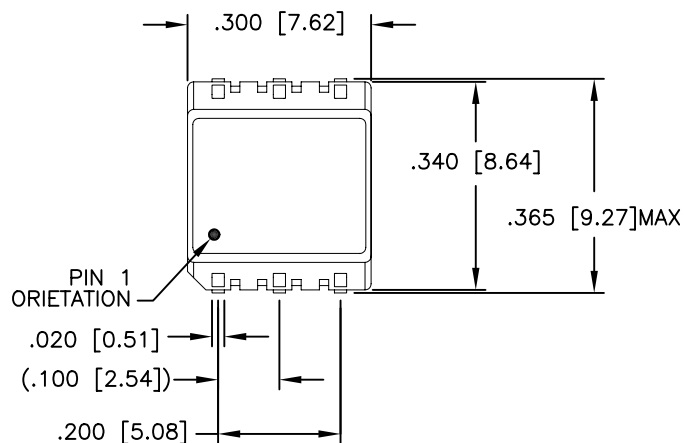


SCHEMATIC

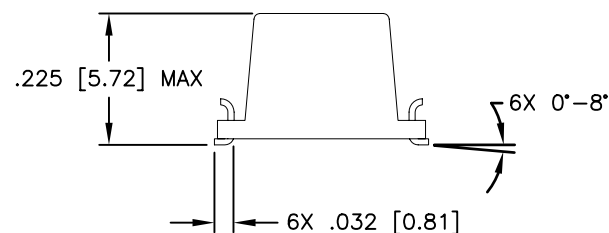
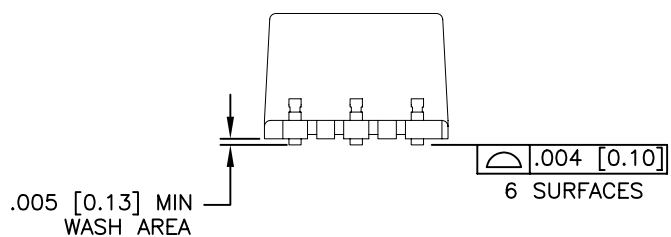
PARAMETER	SPECIFICATIONS
OPERATING TEMP	0°C – 70 °C
POLARITY	PER SCHEMATIC
URNS RATIO	$\frac{(1-2)}{(2-3)} = \frac{(5-4)}{(6-5)} = 1.00 \pm 1\%$
OPEN CIRCUIT INDUCTANCE (OCL)	400 uH MINIMUM (AT 100 KHz, .20 VRMS WITH 8 mA)
DC RESISTANCE	.30 OHMS MAXIMUM
LEAKAGE INDUCTANCE	.25 uH MAXIMUM (AT 1.0 MHz, .20 VRMS)
COUPLING CAPACITANCE	22 pF MAXIMUM (AT 1.0 MHz, .20 VRMS)
BETWEEN CHANNEL ISOLATION	1500 VRMS MIN @ 60 SECONDS

© Copyright, 2014. Pulse Electronics Corp. All rights reserved. Pulse confidential & proprietary. (06/16/14)

PRODUCT DESCRIPTION	TLA DRAWING	PS DRAWING	SHEET	PART NO.	DATASHEET REV.
XFRMS,SIN,100D,1:1,SM,TU	H1190FNL-10	PS-2756.001-A	2 OF 3	H1190FNL	A



SUGGESTED LAND PATTERN



DIMENSIONS ARE IN INCHES [MILLIMETERS] WITH THE FOLLOWING TOLERANCES: [MILLIMETERS] ARE FOR REFERENCE ONLY.
 .XX= ±.01 [±0.25]
 .XXX= ±.005 [±0.13]

© Copyright, 2014. Pulse Electronics Corp. All rights reserved. Pulse confidential & proprietary. (06/16/14)

PRODUCT DESCRIPTION	TLA DRAWING	PS DRAWING	SHEET	PART NO.	DATASHEET REV.
XFRMS,SIN,100D,1:1,SM,TU	H1190FNL-10	PS-2756.001-A	3 OF 3	H1190FNL	A