

FG24X7T2E683KNT06



Application

Commercial Grade

Series

FG24



Dimensions

L 4.5mm Max.
 W 5.5mm Max.
 T 3mm Max.
 F 5mm +0.8,-0.2mm
 d 0.5mm +0.1,-0.03mm

Temperature Characteristic

-55 to 125°C +22,-33%

Rated Voltage

250Vdc

Capacitance

68nF

Capacitance Tolerance

+/-10%

Dissipation Factor

2.5% Max.

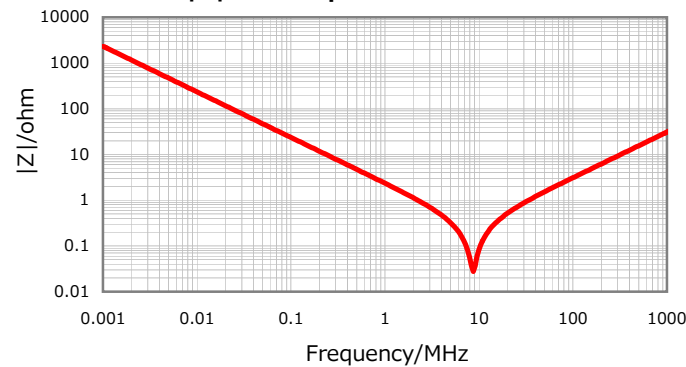
Insulation Resistance

7352Mohm Min.

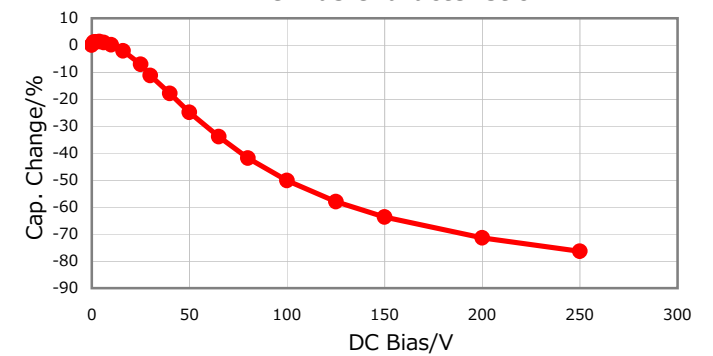
AEC-Q200

No

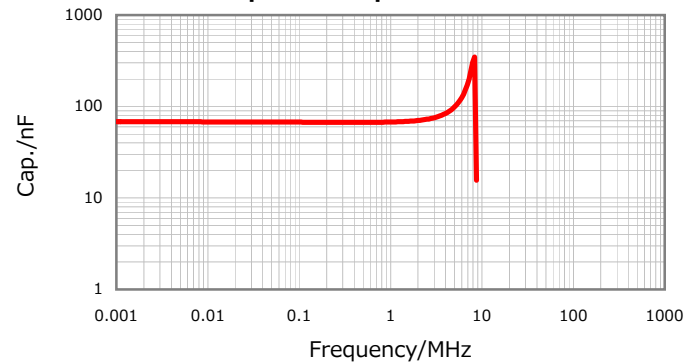
|Z| vs. Freq. Characteristic



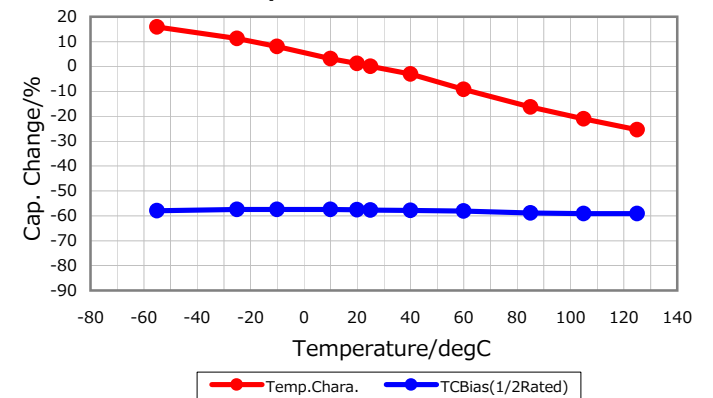
DC Bias Characteristic



Cap. vs. Freq. Characteristic



Temperature Characteristics



Characterization Sheet (MLCC with Dipped Radial Lead)



All specifications are subject to change without notice.

December 28, 2015