

DATE	REVISIONS	REV
4-22-98	E.C.N. #10BRDR. & REDRAWN./	A

DRAWING NUMBER	REV
LDD-C513RI	A

UNCONTROLLED DOCUMENT

ELECTRO-OPTICAL CHARACTERISTICS $T_A = 25^\circ\text{C}$ $I_f = 10\text{mA}$

PARAMETER	MIN	TYP	MAX	UNITS	TEST COND
PEAK WAVELENGTH		585 (YELLOW)		nm	
FORWARD VOLTAGE		2.1	2.5	V_f	
REVERSE VOLTAGE	5.0			V_r	$I_r = 100\mu\text{A}$
AXIAL INTENSITY		3900		μcd	$I_f = 10\text{mA}$
EMITTED COLOR:	YELLOW				
FONT COLOR:	GREY				
SEGMENT COLOR:	MILKY WHITE DIFFUSED				

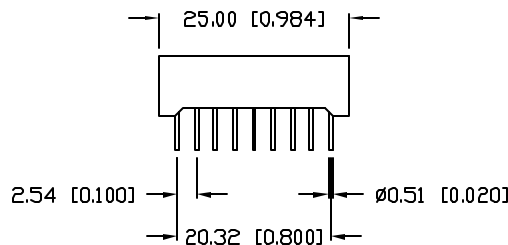
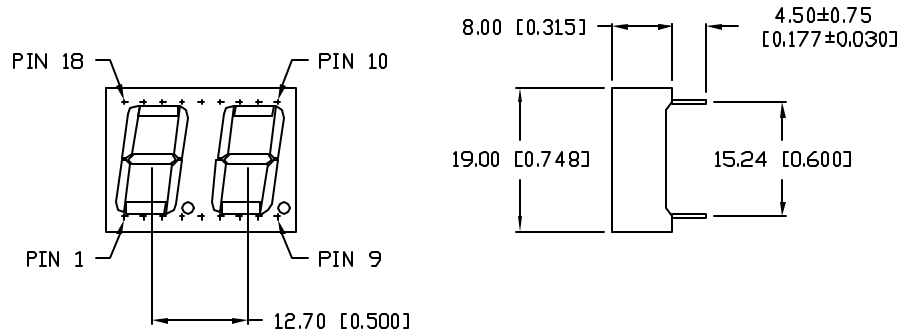
LIMITS OF SAFE OPERATION AT 25°C PER CHIP

PARAMETER	MAX	UNITS
PEAK FORWARD CURRENT*	150	mA
STEADY CURRENT	30	mA
POWER DISSIPATION	105	mW
DERATE FROM 25°C	-1.2	mW/°C
OPERATING, STORAGE TEMP.	-40 TO +85	°C
SOLDERING TEMP.	+260	°C
2.0mm FROM BODY		3 SEC. MAX

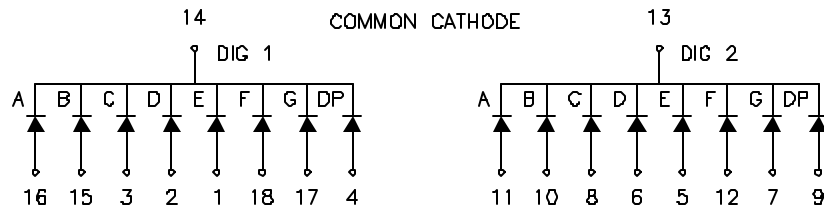
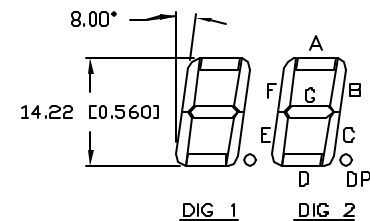
* $t < 10\mu\text{s}$

RELIABILITY NOTE

OUR MANY YEARS OF EXPERIENCE DATA ACCUMULATION INDICATE THAT SOLDER HEAT IS A MAJOR CAUSE OF EARLY AND FUTURE FAILURE. PLEASE PAY ATTENTION TO YOUR SOLDERING PROCESS.



DIGIT DETAIL



UNCONTROLLED DOCUMENT

UNLESS OTHERWISE SPECIFIED TOLERANCE IS $\pm 0.25\text{mm}$ ($\pm 0.010''$)

DU



290 E. HELLEN ROAD
PALATINE, ILLINOIS 60067
(847) 359-2790

CONFIDENTIAL INFORMATION
THE INFORMATION CONTAINED IN THIS DOCUMENT IS THE PROPERTY OF LUMEX INCORPORATED. EXCEPT AS SPECIFICALLY AUTHORIZED IN WRITING BY LUMEX INCORPORATED, THE HOLDER OF THIS DOCUMENT SHALL KEEP ALL INFORMATION CONTAINED HEREIN CONFIDENTIAL AND SHALL PROTECT SAME IN WHOLE OR IN PART FROM DISCLOSURE AND DISSEMINATION TO ALL THIRD PARTIES.

DATE: 1-16-97	DWN:	CHK'D:	APPD:
SCALE: N/A			

0.56" DUAL DIGIT, SEVEN SEGMENT DISPLAY, 585nm YELLOW, GREY FONT/WHITE SEGMENTS, COMMON CATHODE.

PAGE 1 OF 1	DRAWING NUMBER LDD-C513RI	REV A
-------------	------------------------------	----------