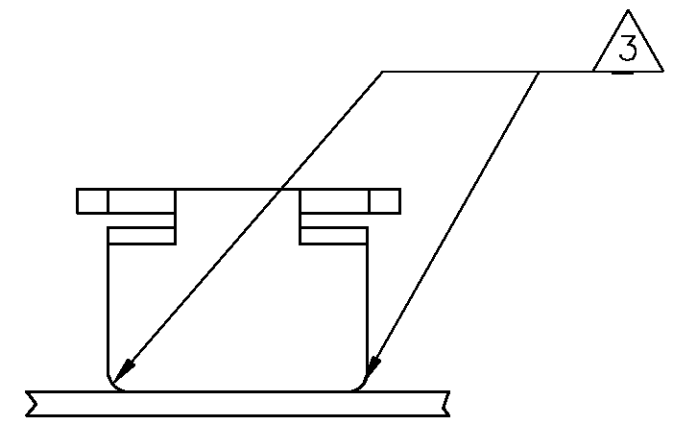


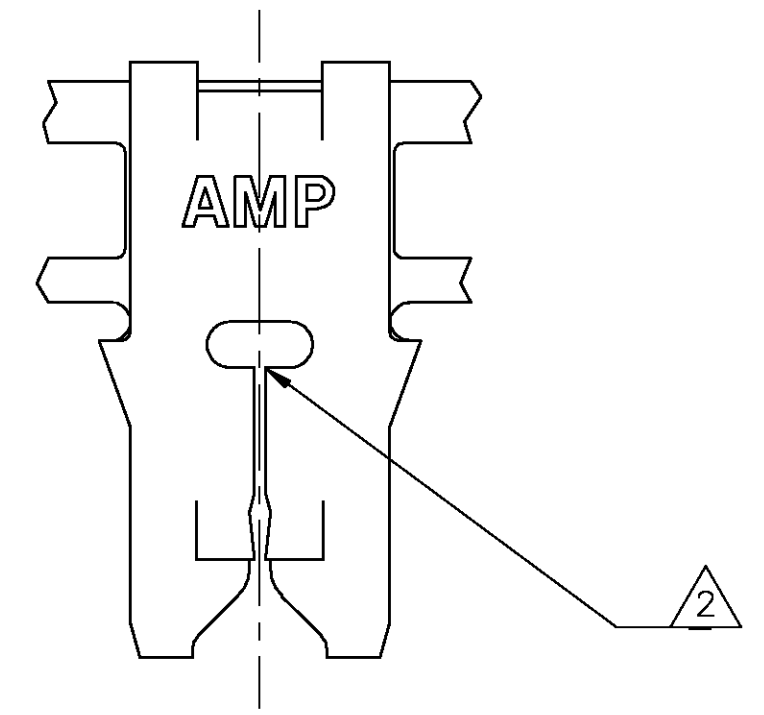
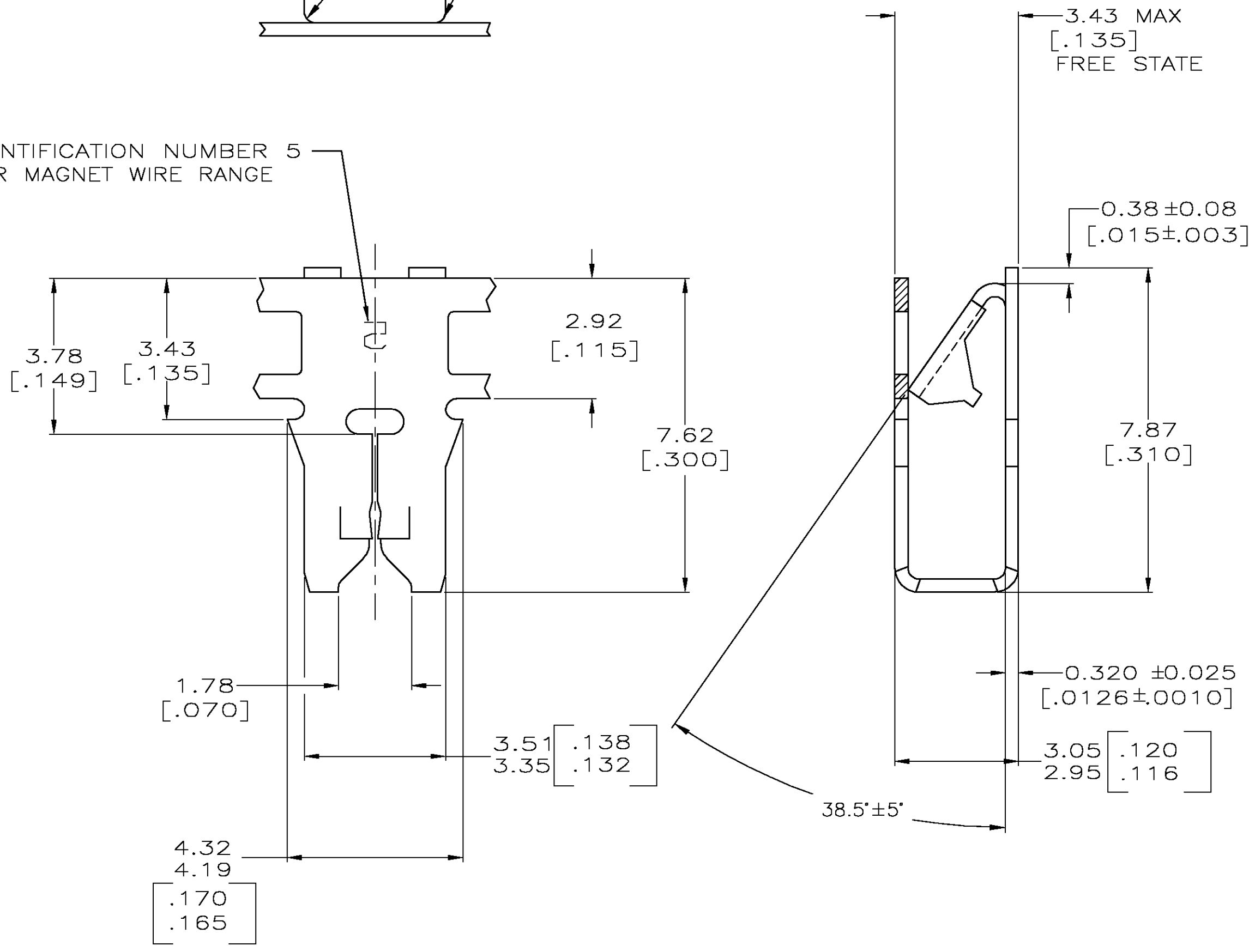
THIS DRAWING IS UNPUBLISHED. RELEASED FOR PUBLICATION
 © COPYRIGHT BY TYCO ELECTRONICS CORPORATION. ALL RIGHTS RESERVED.

LOC		DIST		REVISIONS			
P	LTR	DESCRIPTION	DATE	DWN	APVD		
AF	50	B	REVISED PER 0G3A-0370-03	24JUN03	MF	KR	

- 1 CONTINUOUS STRIP ON REELS WITH TERMINALS LOCATED ON 5.59±0.08 [.220±.003] CENTERS.
- 2 SLOT TERMINATES EITHER A SINGLE OR DOUBLE MAGNET WIRE OF THE SAME SIZE AND TYPE. COPPER RANGE: 0.23-0.32mm [#31-#28] AWG.
- 3 POKE-IN AREA AT CORNERS ACCEPTS A 0.3-0.9mm SQ [#22-#18] AWG SOLID OR FUSED STRANDED LEAD WIRE.



IDENTIFICATION NUMBER 5 FOR MAGNET WIRE RANGE



1217234-1
PART NUMBER

THIS DRAWING IS A CONTROLLED DOCUMENT.		DWN MICHAEL S. FEHER 20MAY2003	Tyco Electronics Corporation Harrisburg, PA 17105-3608	
DIMENSIONS: MM [INCHES]		CHK KURT A. RANDOLPH 20MAY2003	NAME KURT A. RANDOLPH 20MAY2003	
TOLERANCES UNLESS OTHERWISE SPECIFIED: 0 PLC ± - 1 PLC ± - 2 PLC ± 0.25[.010] 3 PLC ± - 4 PLC ± - ANGLES ± -		APVD KURT A. RANDOLPH 20MAY2003	PRODUCT SPEC 108-2012	
MATERIAL 4M BRASS		FINISH 0.002032[.000080] MIN TIN PLATE	APPLICATION SPEC 114-2046	RESTRICTED TO -
		WEIGHT -	SIZE A2	CAGE CODE 00779
		CUSTOMER DRAWING	DRAWING NO C=1217942	SCALE 10:1
			SHEET 1	OF 1
			REV B	