

DETAILS

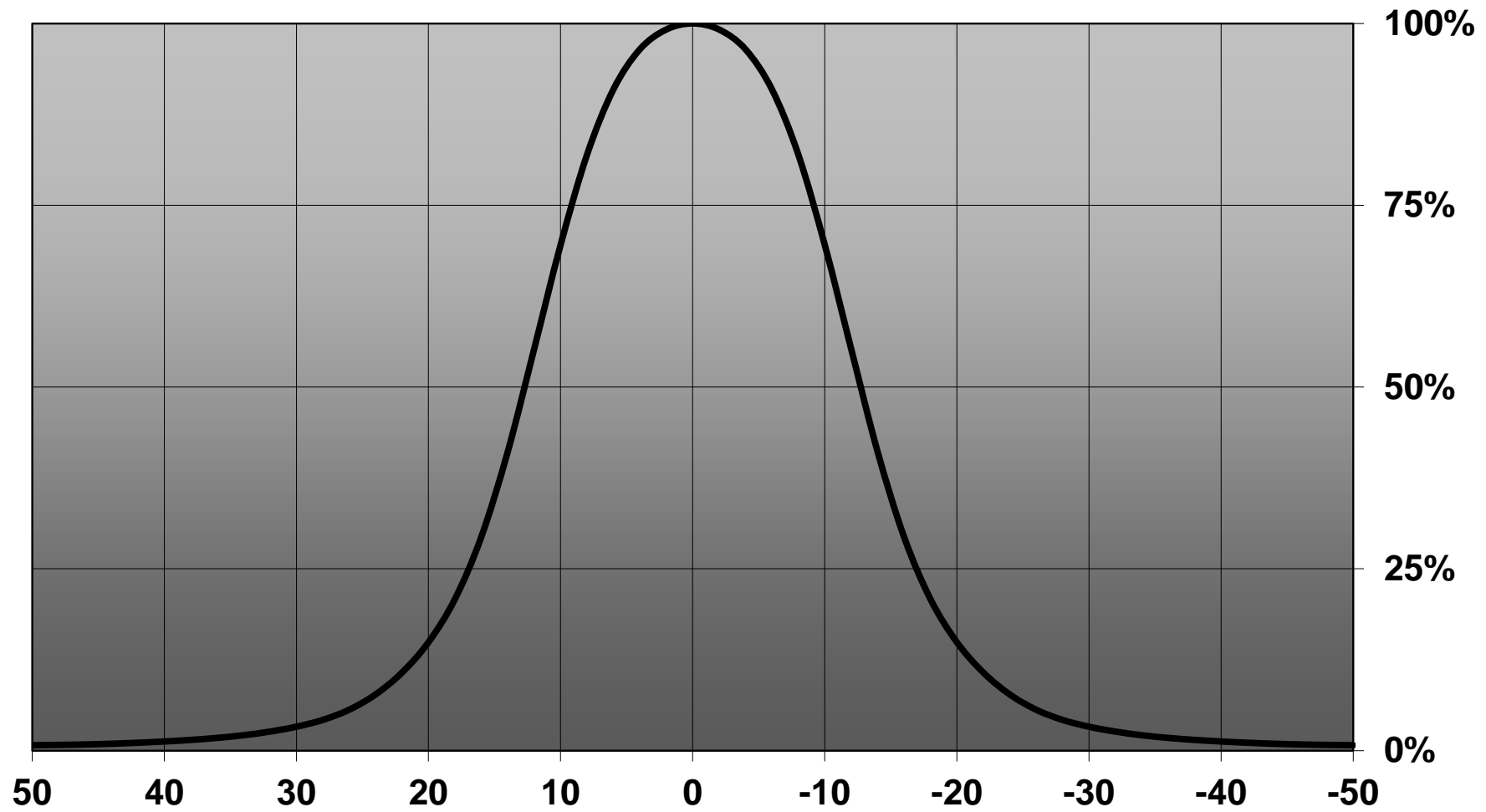
Product Number	C12289_ANNA-40-7-M2
Family	Anna
Type	Lens array
Color	clear
Diameter	40 mm
Height	10,7 mm
Style	round
Optic Material	PMMA
Holder Material	
Fastening	pin, glue
Status	production ready
ROHS Compliant	Yes
Date Updated	16/09/2014



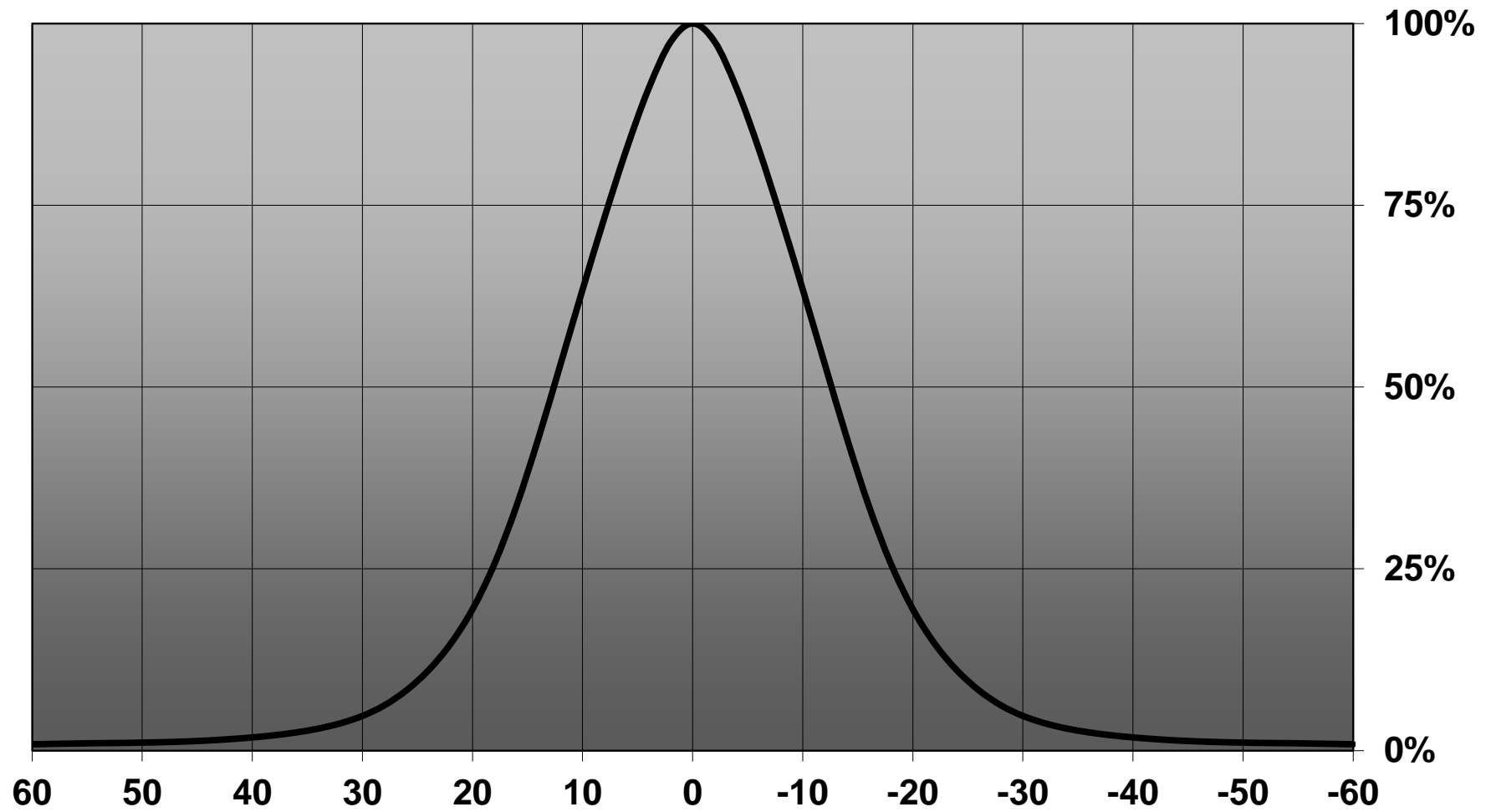
OPTICAL PROPERTIES

LED	Viewing	Light	Effi-		Connector
	Angle	Beam	ciency	cd/lm	
XP-G	29 deg	M2-class	89 %	2.600	-
XP-E	28 deg	M2-class	88 %	2.900	-
LUXEON Rebel ES	26 deg	M2-class	87 %	3.000	-
LUXEON Rebel	23 deg	M2-class	88 %	4.000	-
LUXEON T	sim: 30	M2-class	sim: 92 %	sim: 3.170	-
LUXEON TX	sim: 30	M2-class	sim: 92 %	sim: 3.000	-
NCSxx19A	22 deg	M2-class	85 %	3.600	-
NVSxx19A	24 deg	M2-class	85 %	2.900	-
NVSxx19B/NVSxx19C	sim: 28	M2-class	sim: 92 %	sim: 3.120	-
Oslon SSL 80	23 deg	M2-class	88 %	3.700	-
Oslon SSL 150	25 deg	M2-class	90 %	3.400	-
Oslon Square EC	25 deg	M2-class	85 %	2.900	-
Z5	sim: 36	M2-class	-	-	-
Double Dome (GM2BB)	sim: 36	M2-class	-	-	-

Relative intensity of C12289_Anna-40-7-M2 (Osion 150°)



Relative intensity of C12289_Anna-40-7-M2 (Osram Square)



D

C

B

A

4

4

3

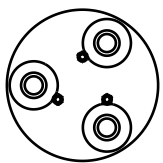
3

2

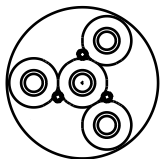
2

1

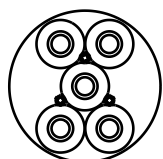
1



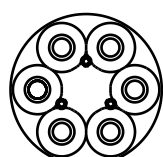
Anna-3



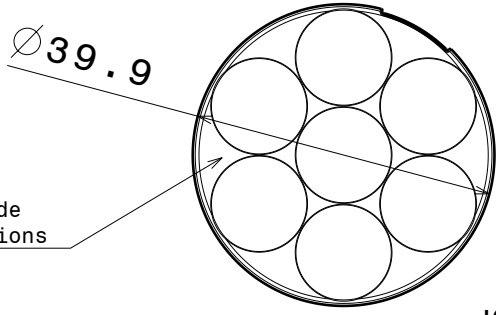
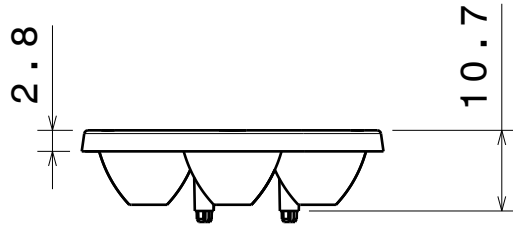
Anna-4



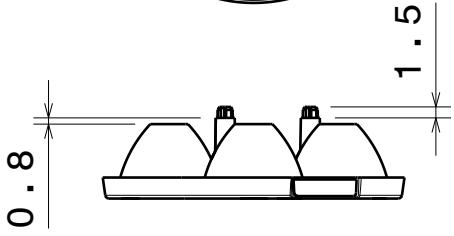
Anna-5



Anna-6

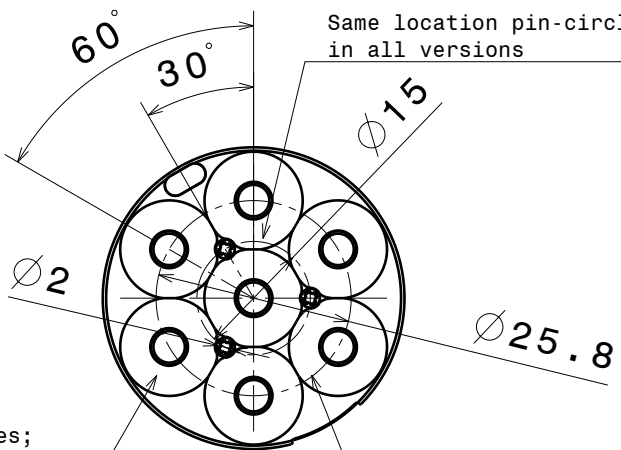


Anna-7



Same top side in all versions

Same location pin-circle in all versions



Number of cones varies; 3, 4, 5, 6 and 7pcs on bottom side depending the version.

Same led-circle in all versions

Material: PMMA

- Versions:
- Anna-3-S
 - Anna-3-M
 - Anna-3-W
 - Anna-4-S
 - Anna-4-M
 - Anna-4-W
 - Anna-5-S
 - Anna-5-M
 - Anna-5-W
 - Anna-6-S
 - Anna-6-M
 - Anna-6-W
 - Anna-7-S
 - Anna-7-M
 - Anna-7-W

This drawing is our property. It can't be reproduced or communicated without our written agreement.



L T F F e e i n i n

DRAWING TITLE Datasheet Anna40-series Lens

DRAWN BY p	DATE 12.10.2010
CHECKED BY s n	DATE 12.10.2010
DESIGNED BY hh	DATE 30.07.2010

SIZE A4	DRAWING NUMBER -	REV 1
SCALE 1:1	WEIGHT (g)	SHEET 1/1

D

A

NOTE: The typical divergence will be changed by different color, chip size and chip position tolerance. The typical total divergence is the full angle measured where the luminous intensity is half of the peak value.